

decoding





SUPPORT & ACCOUNTABILITY

DESIGNATIONS / REPORT CARD / IL-EMPOWER



Transparent Designations

Every school receives an annual designation on the Illinois Report Card. The designation is based on the school's overall data for all of the accountability indicators, as well as the data for individual student groups.

| Exemplary | <ul style="list-style-type: none">■ Performance in the top 10% of all schools■ High schools with graduation rate higher than 67%■ No underperforming student groups at or below the "all students" group in the lowest-performing 5% of all schools <p> Eligible to apply to serve as an IL-EMPOWER Learning Partner</p> | | | | |
|--|--|----------------|--------------------------|--|---|
| Commendable | <ul style="list-style-type: none">■ Performance not in the top 10% of all schools■ High schools with graduation rate higher than 67%■ No underperforming student groups at or below the "all students" group in the lowest-performing 5% of all schools <p> Eligible to apply to serve as an IL-EMPOWER Learning Partner</p> | | | | |
| Underperforming | <ul style="list-style-type: none">■ One or more student groups underperforming at or below the "all students" group in the lowest-performing 5% of all schools; groups must have at least 20 students in at least three indicators <table border="0"><thead><tr><th>STUDENT GROUPS</th><th>RACIAL AND ETHNIC GROUPS</th></tr></thead><tbody><tr><td><ul style="list-style-type: none">– Economically disadvantaged students– Students with disabilities– <i>Students formerly with a disability (coming soon)</i>– English Learners– Former English Learners</td><td><ul style="list-style-type: none">○ Hispanic or Latino○ American Indian or Alaska Native○ Asian○ Black or African American○ Native Hawaiian or Other Pacific Islander○ White○ Two or More Races</td></tr></tbody></table> <p> Completes a Work Plan for School Improvement and may choose to receive targeted support through IL-EMPOWER process</p> | STUDENT GROUPS | RACIAL AND ETHNIC GROUPS | <ul style="list-style-type: none">– Economically disadvantaged students– Students with disabilities– <i>Students formerly with a disability (coming soon)</i>– English Learners– Former English Learners | <ul style="list-style-type: none">○ Hispanic or Latino○ American Indian or Alaska Native○ Asian○ Black or African American○ Native Hawaiian or Other Pacific Islander○ White○ Two or More Races |
| STUDENT GROUPS | RACIAL AND ETHNIC GROUPS | | | | |
| <ul style="list-style-type: none">– Economically disadvantaged students– Students with disabilities– <i>Students formerly with a disability (coming soon)</i>– English Learners– Former English Learners | <ul style="list-style-type: none">○ Hispanic or Latino○ American Indian or Alaska Native○ Asian○ Black or African American○ Native Hawaiian or Other Pacific Islander○ White○ Two or More Races | | | | |
| Lowest-Performing | <ul style="list-style-type: none">■ In the lowest-performing 5% of Title I eligible schools statewide■ High schools with graduation rate at or below 67% <p> Completes a Work Plan for School Improvement and receives comprehensive support through IL-EMPOWER process</p> | | | | |



Illinois
State Board of
Education

Visit

isbe.net/support

